



## T.Rex

### Request to Exit Detector

#### Features That Make a Difference:

- Zone of detection easily adjustable with pinpoint accuracy
- X-Y Targeting targets a specific area of detection
- Unlocks or shunts door automatically
- Hands-free, no buttons to push
- Integrated 90 dB local door alarm sounder independently controlled by access panel
- Infrared detection coupled with DSP prevents false "Door Forced Open" alarms
- 4 models available



T.Rex provides a complete solution to exit detection and door surveillance for access control applications. Outstanding innovations such as X-Y Targeting and DSP implementation make T.Rex the fastest and most reliable exit detector on the market today.

X-Y Targeting detects movement in very specific areas for added security. T.Rex is the first detector on the market to offer vertical targeting using two adjustable louvers located in the detection chamber. The installer "trims" the detection area by adjusting these louvers from 90° down to 5° and rotates the lens for horizontal adjustments. These two adjustments allow the installer to mount the detector so that the detection area will not "hit" the floor along the doorjamb, defeating any attempt to circumvent door supervision by sliding objects under the door.

T.Rex utilizes infrared detection coupled with DSP sampling specifically designed for access control applications. Since a truly effective exit detector must detect the extremely fast movement of a hand (the target) about to push the door or turn the door handle, the low sensitivity of intrusion detection alone is inadequate. Coupling the intrusion detection with DSP allows T.Rex to accurately detect exits and trigger appropriate "Door Forced Open" alarms.

**8641 S. Warhawk Rd. Conifer, CO 80433**  
**(303) 647-1569 x101 (303) 679-8949 fax**  
**Patrick.McAllister@TURNSTILES.us**





# SPECIFICATIONS

## General

Detector Type	Passive infrared
Filter Technology	Digital Signal Processing (DSP)
Detector Lens	Curtain-type Fresnel lens
Detection Range	
Narrow Targeting Area	3 m (10 ft)
Whole Body	6 m (20 ft)
Piezo Buzzer	90 dB at 28 VDC, 5-28 VDC, 20 mA (XL & XL2 only)
Main Relay Contacts	SPDT, 1A max @ 30 VDC max
Main Relay Timer	Adjustable, 0.5 to 60 seconds
Main Relay Recycle Timer	Fixed, 0.75 seconds off
Lock Control Relay	Available on LT2 and XL2 models only, solid-state relay, N.C., 2A max @ 30 VDC, timed at 2 seconds fixed
Tamper Switch	N.C., 100 mA max @ 30 VDC max
Indicator Light	Red/Green LED
Mounting	Optional backplate available for mounting the T.REX on a standard single-gang electrical box

## Physical

Dimensions (H x W x D)	4.5 x 19 x 4.75 cm (1.75 x 7.125 x 1.875 in)
------------------------	---

## Electrical

Power Consumption	12-28 VDC, 50 mA
-------------------	------------------

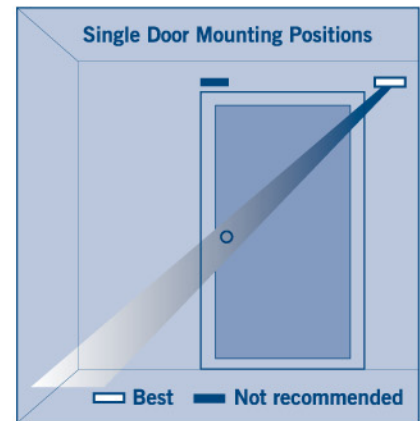
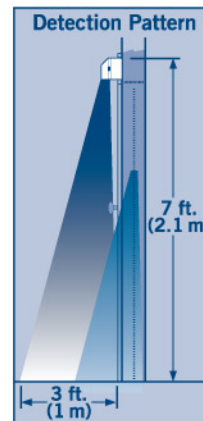
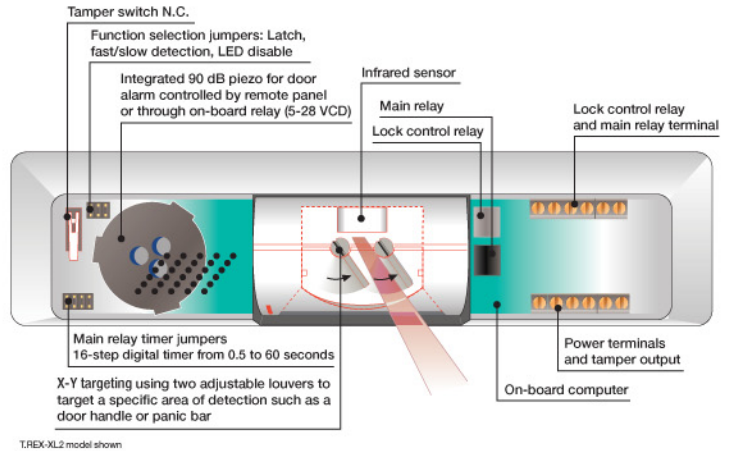
## Regulatory

Certifications	UL294, CE, FCC, ULC
----------------	---------------------

## Model Numbers

T.REX-LT	T.Rex request to exit detector, with tamper and timer, white
T.REX-XL	T.Rex request to exit detector, with tamper, piezo, and timer, white
T.REX-LT2	T.Rex request to exit detector, with tamper, timer, and 2 relays, white
T.REX-XL2	T.Rex request to exit detector, with tamper, piezo, timer, and 2 relays, white
T.REX-XLBLK	T.Rex request to exit detector, with tamper, piezo, and timer, black
T.REX-XL2BLK	T.Rex request to exit detector, with tamper, piezo, timer, and 2 relays, black
T.REX-PLATE	T.REX accessory, back plate, white

## Product Diagram



## T.Rex Plate



8641 S. Warhawk Rd. Conifer, CO 80433  
 (303) 647-1569 x101 (303) 679-8949 fax  
 Patrick.McAllister@TURNSTILES.us

